

Product Catalog
Medical Products


Welcome to Minitube

Minitube specializes in manufacturing high-quality single-use products for Medical and Health Care professionals. Our products are designed with quality, ease-of-use and patient comfort in focus.

Our products are made in a facilities on Sweden and USA under strict guidelines and quality control.

Our engineers continually focus on new product development as well as the improvement of existing products.

Minitube is a solutions-oriented company, so feel free to contact us to discuss your needs. We are always willing to assist.



**Designed
with quality,
ease-of-use and
patient comfort
in focus**

Part 1
Thermometer covers

About our Thermometer Covers

We make thermometer covers for basically all thermometers on the market. The most advanced thermometer covers are the Tempasept and Temporal covers, which are "dual action", i.e. the thermometer cover is placed inside an outer cover which can be used to protect the medical professional from cross-contamination. When the temperature has been taken, the thermometer with its' cover are placed in the outercover before discarded. See Instructions for Use, below.

Our simple covers Temporal Mini do not have the dual action as described above, but rather a top paper lining which is removed prior to taking the temperature.

Our thermometer covers are made with or without ointment (gel). The covers are

packaged in boxes of 50, 100 or 1,000 pcs. The boxes are placed in Master Boxes and placed on plastic pallets.

Each box of thermometer covers are marked with LOT and expiry date. Normally the expiry date is 5 years for thermometer covers without ointment, and 3 years for covers with ointment.

The thermometer covers exist in many shapes and sizes, each with a different article number. We can also custom make any size or shape to fit your needs. Please contact us for more information.

Minitube has an extensive Design Dossier with all the quality information in one place. Please enquire for more information.

Size guide

Our thermometer covers are specifically designed to fit most thermometers on the market. Since many thermometers have different size and shapes, we have created different shapes as well. Our size guide gives an indication of the shape of each cover. For accurate fitting, please request free samples or send us your thermometer.

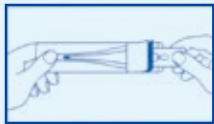
Our largest sizes are "universal" meaning they fit most thermometers on the market. It is however advised to use the cover with the best fit, as this improves patient comfort. We can also custom make all shapes and sizes. All measurements are in mm.

**We would
be happy to send
you samples**

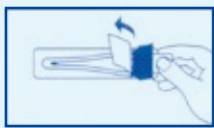


Instructions for use (IFU)

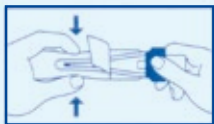
The Instruction for Use below are intended for thermometer covers with a outer protective cover, so called "double action" covers.



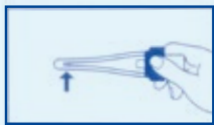
- ① Thermometer zwischen blaue und weiße Lasche der Innenhülle stecken.
Place the thermometer between the blue and the white flaps of the inner cover.
Introduire le thermomètre entre la languette bleue et la languette blanche.
Thermometer tussen blauwe en witte zijde van de binnenhuls steken.
Inserire il termometro tra la linguetta blue quella bianca dell'involucro interno.
Colocar el termómetro entre la tira azul y la blanca de la funda interior.



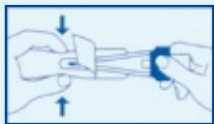
- ② Die bedruckte Lasche nach vorne umschlagen.
Fold back the printed flap.
Rabattre la languette imprimée.
De bedruckte flap naar voren omslaan.
Piegare in avanti la linguetta stampata.
Doblar la tira imprimida hacia delante.



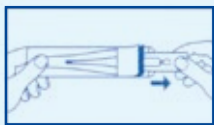
- ③ Thermometer mit der Innenhülle herausziehen, dabei Außenhülle zusammendrücken und aufspreizen.
Press the sides of the outer cover to remove the inner cover containing the thermometer.
Séparer de l'emballage extérieur le thermomètre enveloppé dans la poche intérieure.
De buitenhuls samendrukken en wijd openen, vervolgens de thermometer samen met de binnenhuls eruit nemen.
Togliere il termometro con l'involucro interno, premendo sull'astuccio esterno.
Sacar el termómetro conjuntamente con la funda interior, apretando y abriendo el mismo tiempo la funda exterior.



- ④ Fiebermessen
Take the temperature.
Prendre la température.
Temperatuur opnemen.
Misurare la febbre.
Tomar la temperatura



- ⑤ Nach dem Messen das Thermometer mit Innenhülle in die aufgespreizte Außenhülle stecken.
After taking the temperature, reinsert the inner cover containing the thermometer.
Après la prise de température, replacer le thermomètre toujours enveloppé de l'étui intérieur dans l'emballage extérieur.
Na het aflezen de thermometer met binnenhuls in de wijd geopende buitenhuls steken.
Dopo la misurazione inserire il termometro con l'involucro interno nell'apertura dell'astuccio esterno.
Después de haber tomado la temperatura se coloca el termómetro con la funda interior dentro de la funda exterior que aún está abierta.



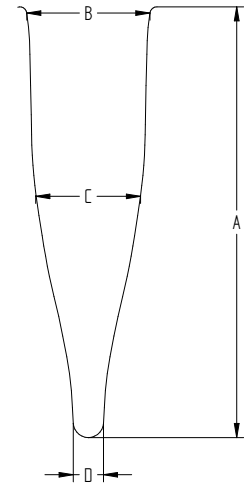
- ⑥ Sauberers Thermometer entnehmen und Schutzhüllen entsorgen.
The clean thermometer can now be removed and both covers disposed of.
Retirer le thermomètre propre et jeter les deux emballages.
Schone thermometer wegnemen en beschermhulzen verwijderen.
Togliere il termometro pulito e gettare la protectoras.
Sacar el termómetro limpio y tirar las fundas protectoras.

Tempasept™

Covers for Digital Thermometers

The thermometer covers are placed on a paper lining, which normally has the size 34 * 149 mm. Each box of 1,000 pcs has the size 155 * 80 * 206 mm, and 10 boxes are placed in a Master Carton with the size 410 * 215 * 313 mm.

Consumer packs of 50 pcs have size 25 * 37 * 175 mm. These are placed 10 packs in a shipping box with size 137 * 80 * 177 mm, and placed in a Master Box of size 410 * 360 * 140 mm.



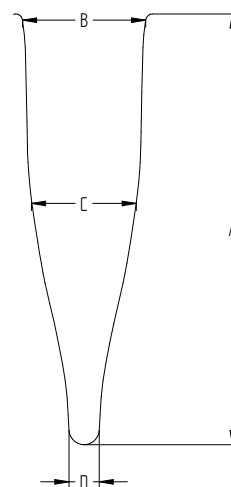
ARTICLE #	NAME	SIZE GUIDE (MM)				UNIT QTY	OINTMENT
		A	B	C	D		
400906	Tempasept US	105,5	30,2	18,2	6,1	1000	No
401116	Tempasept US	108.8	23,5	22,5	8,0	1000	No
401206	Tempasept US	105,0	28,9	19,1	7,6	1000	No
401306	Tempasept US	107,5	25,7	22,5	6,7	1000	No
401402	Tempasept US	90,0	31,2	21,6	8,1	1000	No
403604	Tempasept US	106,8	30,5	24,0	7,5	1000	No
400905	Tempasept MS	105,5	30,2	18,2	6,1	1000	Yes
401109	Tempasept MS	108.8	23,5	22,5	8,0	1000	Yes
401201	Tempasept MS	105,0	28,9	19,1	7,6	1000	Yes
401301	Tempasept MS	107,5	25,7	22,5	6,7	1000	Yes
401401	Tempasept MS	90,0	31,2	21,6	8,1	1000	Yes
403605	Tempasept MS	106,8	30,5	24,0	7,5	1000	Yes
401108	Tempasept US	108.8	23,5	22,5	8,0	50	No
401208	Tempasept US	105,0	28,9	19,1	7,6	50	No
401308	Tempasept US	107,5	25,7	22,5	6,7	50	No
401400	Tempasept US	90,0	31,2	21,6	8,1	50	No
401500	S-skydd	133	29	22	22	50	No
403644	Tempasept MS	106,8	30,5	24,0	7,5	50	No

Temporal™

Covers for Analog (glass-type) Thermometers

The thermometer covers are placed on a paper lining, which normally has the size 30 * 120 mm.

Each box of 1,000 pcs has the size 122 * 74 * 206 mm, and 10 boxes are placed in a Master Carton with the size 380 * 215 * 268 mm.



ARTICLE #	NAME	SIZE GUIDE (MM)				UNIT QTY	OINTMENT
		A	B	C	D		
414700	Temporal Wide	91	16	15	7,9	1000	No
414706	Temporal Wide	91	16	15	7,9	1000	No

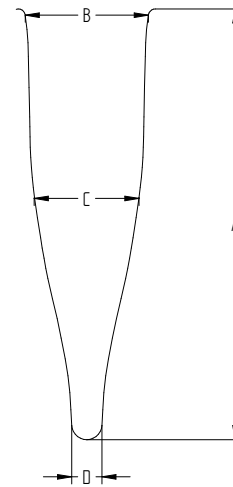


Temporal Mini™

low-cost covers for digital and analog Thermometers

The thermometer covers are placed on a paper lining, which normally has the size 25,5 * 95 mm.

Each box of 1,000 pcs has the size 212 * 100 * 75 mm, and 10 boxes are placed in a Master Carton with the size 270 * 220 * 380 mm.



ARTICLE #	NAME	SIZE GUIDE (MM)				UNIT QTY	OINTMENT
		A	B	C	D		
424900	Temporal Mini	60	19,5	11	7	1000	No
424902	Temporal Mini	60	19,5	11	7	100	No
424904	Temporal Mini	60	19,5	11	7	30	No

Part 2
Dental products

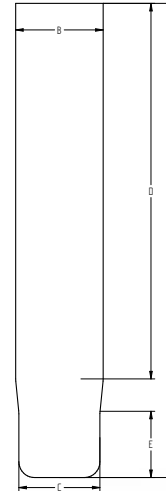
Dentasept™

Sensor Covers

The sensor covers are placed on a paper lining, which normally has the size 51 * 240 mm.

Each box of 500 pcs has the size 245 * 210 * 40 mm, and 10 boxes are placed in a Master Carton with the size 410 * 215 * 313 mm.

For wired or wireless sensors.



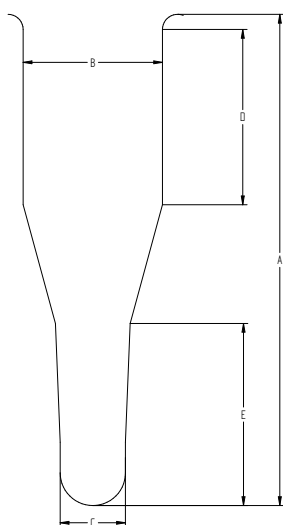
ARTICLE #	NAME	SIZE GUIDE (MM)					UNIT QTY
		A	B	C	D	E	
436002	Size 2	220	40,6	37,6	175	30,7	500
435008	Size 1	150	40,6	37,6	101	43,3	500
435308	Size 0	153	33	28,7	117	31	500

Dentasept™

Intra-oral Camera Covers

The camera covers are placed on a paper lining, which normally has the size 223 * 68 mm.

Each box of 300 pcs has the size 225 * 214 * 40 mm, and 10 boxes are placed in a Master Carton with the size 410 * 215 * 313 mm.

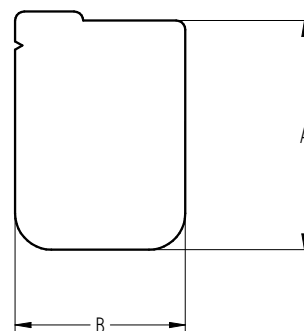


ARTICLE #	NAME	SIZE GUIDE (MM)					UNIT QTY
		A	B	C	D	E	
435600	Camera cover	190	55,8	26,1	70,3	73	300

Dentasept™

PSP plate Covers

Packed in boxes. Each box of 300 pcs has the size 200 * 40 * 55 mm.



**We can
tailor-make all
our products**

ARTICLE #	NAME	SIZE GUIDE (MM)		UNIT QTY
		A	B	
447000	Size 2	50,5	37,5	300

Learn more!

We can tailor-make almost any type of single-use infection control barrier. We enjoy working with customers with specific needs of product design, special uses or fit with other medical equipment.



We are incredibly proud of our staff. We try to be an equal and including workplace. We are proud that half of our employees are women, that the average age is just over 40 years, and that the average period of employment is 15 years!

Minitube has an ambitious environmental programme, through which we also hope to influence our suppliers, our employees and our customers.



Quality, sustainability and the environment

At Minitube we have an extensive Quality Management System controlling our production. Our goal is to produce products with 100% accuracy and without error. We work continuously to improve our production processes and manufacturing equipment. Our personnel is engaged in our quality work.

We care about the environment, and we have an ambitious environmental programme. Our environmental policy is shared with and by our staff.

We work continuously with our suppliers to ensure focus on environmental issues. Our goal is to ensure minimal environmental impact.

This means that...

- » All our products are biodegradable or can be recycled
- » Scrap from production is minimized, and is either reused or recycled
- » We do not pollute earth, air or water
- » We work continuously to lower carbon emissions from transportation
- » Our suppliers comply with REACH
- » We use at least 95% electricity from renewable sources, mainly hydropower from northern Sweden
- » A good working environment is instrumental to our business philosophy

Our goal is to ensure minimal environmental impact

About Minitube

Minitube is a truly entrepreneurial company with production in cash packaging, medical products and marking products. Since the founding in 1970, we have believed in the power of our suppliers, customers and employees. Together we will accomplish great things.

For over 40 years we have developed, manufactured and sold innovative disposable products for select niche applications. We manufacture our products in our own production facilities in Trångsviken, Sweden and in Colorado, USA.

We focus on developing products where we can add unique value. It can be through special materials, innovative product design or through a unique manufacturing process. We often involve our clients in our development process. We regard ourselves as an innovative company, engaging all our employees in the creative and engineering process.

In addition to developing great products, we also employ a never-ending desire to improve our manufacturing methods and machinery. Only through constant improvement can we stay competitive.

We are very proud of our environmental and sustainability work. For us, being respectful of the environment is both common sense and business effectiveness. Many of our employees are the second generation at our company, and our responsibility is for generations to come.

We invite you to learn more about our company, the Minitube Group, and we hope that we will work together in the future.

Yours sincerely
Bengt Myhrman and Joachim Lindqvist

Joachim Lindqvist
President, Minitube Inc.
Co-owner



Bengt Myhrman
President, Minitube AB
Co-owner



SWEDEN

Minitube AB

Byvägen 44
SE-835 96 Trångsviken
SWEDEN

Tel: +46 640 219 00

E-mail: info@minitube.se

Web: minitube.se

USA

Minitube Inc.

270 Mountain Ave.
Berthoud, CO 805 13
USA

E-mail: info@minitube.net

Web: minitube.net



ENG 2017:2